

**Date: 30<sup>th</sup> April 2020**

To,

The Secretary,  
National Stock Exchange of India Ltd.  
Exchange Plaza, 5<sup>th</sup> Floor Plot No- 'C' Block,  
G Block Bandra-Kurla Complex,  
Bandra (E), Mumbai-400051

**Subject: Outcome of Board Meeting held on 30/04/2020**

**Ref: Regulation 30 of the SEBI (LODR) Regulations, 2015**

Dear Sir/Madam,

Pursuant to Regulation 33 (3) of the SEBI (LODR) Regulations, 2015 read with Regulation 30 of SEBI (LODR) Regulations, 2015, It is hereby informed that the Board of Directors today i.e. 30<sup>th</sup> April, 2020 at their meeting held by Video Conference transacted the following business amongst others.

1. Approved Audited Financial Results (Standalone) of the Company for the half year and year ended on 31<sup>st</sup> March, 2020 along with the Statement of Assets and Liabilities and Cash Flow Statement as on 31<sup>st</sup> March, 2020 ;and
2. Approved the Financial Statement (Standalone) of the Company for the Financial Year ended 31<sup>st</sup> March, 2020;
3. Declaration on Auditor's Report with unmodified opinion on the Audited Financial Results of the Company for the Financial Year ended 31.03.2020
4. Approved re-Appointment of Ms. Nitika Mahajan, Chartered Accountant (Mem. No.530074) as Internal Auditor of the Company for F.Y. 2020-2021;

**Copies of same is enclosed herewith.**

Thanking you,

Yours truly,

**For Tara Chand Logistic Solutions Limited**

**Sd/-**

**Nishu Kansal**

**Company Secretary and Compliance Officer**

**M.No. A33372**

PH. NO. : 0172-4669496  
MOBILE NO. : 9814669496,9988962942  
E-mail : Skachd32@gmail.com

**SANGEET KUMAR & ASSOCIATES**

CHARTERED ACCOUNTANTS  
S.C.O-59, TOP FLOOR SECTOR-32 C & D CHANDIGARH,  
CHANDIGARH-160032

**Auditor's report on Annual Financial Results of the Company Pursuant to the Regulation 33 of  
the SEBI (Listing Obligations and Disclosure Requirements) Regulations, 2015**

To,

**THE BOARD OF DIRECTORS OF TARA CHAND LOGISTIC SOLUTIONS LIMITED**

We have audited the annual financial results of **TARA CHAND LOGISTIC SOLUTIONS LIMITED** for the year ended 31.03.2020, attached herewith, being submitted by the company pursuant to the requirement of Regulation 33 of the SEBI (Listing Obligations and Disclosure Requirements) Regulations, 2015. These financial results have been prepared on the basis of the financial statements, which are based on our audit of such financial statements, which have been prepared in accordance with accounting principles generally accepted in India.

We conducted our audit in accordance with the auditing standards generally accepted in India. Those standards require that we plan and perform the audit to obtain reasonable assurance about whether the financial results are free of material misstatement(s). An audit includes examining, on a test basis, evidence supporting the amounts disclosed as financial results. An audit also includes assessing the accounting principles used and significant estimates made by management. We believe that our audit provides a reasonable basis for our opinion.

In our opinion and to the best of our information and according to the explanations given to us these financial results:

- I. are presented in accordance with the requirements of Regulation 33 of the SEBI (Listing Obligations and Disclosure Requirements) Regulations, 2015 in this regard; and
- II. give a true and fair view of the net profit and other financial information for the year ended 31.03.2020.

Date : 30.04.2020  
Place : Chandigarh

FOR SANGEET KUMAR & ASSOCIATES  
(Chartered Accountants)  
Reg No. :011954N

*Dheeraj*

DHEERAJ KUMAR GARG  
Partner  
M.No. : 533845



TARA CHAND LOGISTIC SOLUTIONS LIMITED  
REGISTERED OFFICE AT PLOT No. 342, INDUSTRIAL AREA, PHASE - I, CHANDIGARH

CIN: L63090CH2012PLC033855

STATEMENT OF PROFIT AND LOSS FOR THE PERIOD ENDED 31ST MARCH, 2020


(Amount in Rs)

Particulars	Quarter ended			Half year ended			Year ended	
	Audited	Unaudited	Audited	Audited	Unaudited	Audited	Audited	Audited
	March 31, 2020	December 31, 2019	March 31, 2019	March 31, 2020	September 30, 2019	March 31, 2019	March 31, 2020	March 31, 2019
I Revenue from operations	345,409,550	304,957,540	242,861,031	650,367,090	496,385,165	507,853,968	1,146,752,255	1,009,656,366
II Other income	539,268	762,938	(4,999,124)	1,302,206	3,129,072	(2,297,439)	4,431,278	7,145,451
III Total Revenue (I + II)	345,948,819	305,720,478	237,861,907	651,669,297	499,514,237	505,556,529	1,151,183,534	1,016,801,817
IV Expenses:								
Purchase of traded goods (Increase)/Decrease in inventories of traded goods, work-in-progress and stock in trade	39,094,577	49,910,226	51,921,349	89,004,803	20,852,052	92,358,484	109,856,855	158,308,257
Employee benefits expense	(1,470,379)	(9,554,099)	(11,098,711)	(11,024,478)	9,016,957	(12,318,977)	(2,007,521)	(10,169,956)
Finance costs	55,414,959	62,621,074	49,867,958	118,036,033	116,313,420	107,833,742	234,349,453	214,390,983
Depreciation and Amortization	24,262,580	21,289,699	10,154,389	45,552,279	33,108,528	22,403,695	78,660,807	47,253,745
Other expenses	54,362,880	46,342,798	26,504,959	100,705,678	71,302,954	51,984,123	172,006,632	100,390,944
Total Expenses	149,931,030	114,790,672	82,366,892	264,721,702	188,338,672	191,894,851	453,660,379	440,826,285
V Profit before exceptional and extraordinary items and tax (III - IV)	321,595,646	285,400,370	209,716,827	606,996,016	438,932,988	454,155,518	1,045,928,604	950,769,838
VI Exceptional items	24,353,172	20,320,108	28,145,080	44,673,280	60,581,649	51,401,011	105,254,929	66,040,979
VII Profit before extraordinary items and tax (V - VI)	24,353,172	20,320,108	28,145,080	44,673,280	60,581,649	51,401,011	105,254,929	66,040,979
VIII Extraordinary items	-	-	-	-	-	-	-	-
IX Profit before tax (VII - VIII)	24,353,172	20,320,108	28,145,080	44,673,280	60,581,649	51,401,011	105,254,929	66,040,979
X Tax expense:								
(1) Current Tax	4,398,835	3,386,068	923,965	7,784,903	7,675,097	8,575,900	15,460,000	13,596,200
(2) Deferred tax charge (credit)	411,387	3,679,839	4,635,239	4,091,226	6,051,234	4,153,497	10,142,460	4,884,422
(3) Tax adjustment relating to earlier years	-	-	59,324	-	-	99,324	-	59,324
XI Profit for the year period from continuing operations (VII - VIII)	19,542,950	13,254,201	22,486,552	32,797,151	46,855,318	38,572,390	79,652,469	47,461,233
XII Profit/(Loss) from discontinuing operations	-	-	-	-	-	-	-	-
XIII Tax expense of discontinuing operations	-	-	-	-	-	-	-	-
XIV Profit/(Loss) from discontinuing operations (after tax) (XII - XIII)	-	-	-	-	-	-	-	-
XV Profit/(Loss) for the period (XI + XIV)	19,542,950	13,254,201	22,486,552	32,797,151	46,855,318	38,572,390	79,652,469	47,461,233
XVI Earnings per Equity Share								
(1) Basic	1.43	0.97	1.65	2.40	3.43	2.83	5.84	3.48
(2) Diluted	1.43	0.97	1.65	2.40	3.43	2.83	5.84	3.48

For Sangeet Kumar & Associates  
Chartered Accountants  
(FRN-011954N)

*Dheeraj*  
Dheeraj Kumar Garg  
M.NO.533845  
Partner

Place : Chandigarh  
Date:-30.04.2020



For and on behalf of Board of Directors  
Tara Chand Logistic Solutions Limited

*Vinay Kumar*  
Vinay Kumar  
Chairman & Managing Director  
DIN:-00151567



- The Company is not required to submit the quarterly results under SEBI(LODR) Regulations, 2015. But the quarterly results have been declared on voluntary basis only.
- The above Financial Results as have been approved by the Board of Directors in their meeting held on April 30, 2020
- Previous year figures have been regrouped/rearranged where ever necessary to correspond with the current year's classification/disclosures.
- Figures have been rounded off to the nearest of rupee.

# TARA CHAND LOGISTIC SOLUTIONS LIMITED

REGISTERED OFFICE AT PLOT No. 342, INDUSTRIAL AREA, PHASE- I, CHANDIGARH

CIN:-L63090CH2012PLC033556

## Reporting of Segment wise Revenue, Results and Capital Employed along with the yearly results

Particulars	Year ended March 31, 2020 Audited
<b>1. Segment Revenue</b> (net sale/income from each segment should be disclosed under this head)	
(a) Segment-A (Tangible Goods & Services)	568,794,936
(b) Segment-B (Transportation & Handling)	447,279,713
(c) Segment-C (Processing & Distribution of Goods)	111,891,540
(d) Unallocated Total	18,786,067
Less:-Inter Segment Revenue	-
<b>Net sales/Income From Operations</b>	<b>1,146,752,255</b>
<b>2. Segment Results (Profit)(+)/ Loss (-) before tax and interest from Each segment)</b>	
(a) Segment-A (Tangible Goods & Services)	128,488,167
(b) Segment-B (Transportation & Handling)	35,364,013
(c) Segment-C (Processing & Distribution of Goods)	4,042,206
(d) Unallocated Total	23,217,344
Less:	
i) Interest	78,471,364
ii) Other Un-allocable Expenditure net off	7,385,437
iii) Un-allocable income	-
<b>Total Profit Before Tax</b>	<b>105,254,929</b>
<b>3. Segment Assets</b>	
(a) Segment-A (Tangible Goods & Services)	1,512,086,139
(b) Segment-B (Transportation & Handling)	312,424,000
(c) Segment-C (Processing & Distribution of Goods)	113,191,049
(d) Unallocated Corporate Assets	10,233,735
<b>Total Segment Assets</b>	<b>1,947,934,923</b>
<b>4. Segment Liabilities</b>	
(a) Segment-A (Tangible Goods & Services)	1,241,855,376
(b) Segment-B (Transportation & Handling)	115,978,462
(c) Segment-C (Processing & Distribution of Goods)	6,420,766
(d) Unallocated Corporate Liabilities	59,796,522
<b>Total Segment Liabilities</b>	<b>1,424,051,126</b>

For Sangeet Kumar & Associates  
Chartered Accountants  
(FRN-011954N)



Dheeraj Kumar Garg  
M.NO.533845  
Partner



For and on behalf of Board of Directors  
Tara Chand Logistic Solutions Limited



Chairman & Managing Director  
DIN:-00151567



Place : Chandigarh  
Date:-30.04.2020

**TARA CHAND LOGISTIC SOLUTIONS LIMITED**  
 REGISTERED OFFICE AT PLOT No. 342, INDUSTRIAL AREA, PHASE-I, CHANDIGARH  
 CIN:-L63090CH2012PLC033556

**BALANCE SHEET AS ON 31st MARCH, 2020**

	PARTICULARS	Note No.	As at 31 March, 2020 (Amount in Rs)	As at 31 March, 2019 (Amount in Rs)
<b>I.</b>	<b>EQUITY AND LIABILITIES</b>			
	<b>Shareholders' funds</b>			
	(a) Share capital	2	136,449,800	136,449,800
	(b) Reserves and surplus	3	387,433,998	320,118,297
	Share application money pending allotment		-	-
	<b>Non-current liabilities</b>			
	(a) Long-term borrowings	4	555,644,609	262,690,903
	(b) Deferred tax liabilities (net)		26,107,746	15,965,286
	(c) Other long-term liabilities	5	440,657,591	258,475,445
	(d) Long-term provisions	6	2,240,157	1,224,720
	<b>Current liabilities</b>			
	(a) Short-term borrowings	7	303,840,033	250,452,018
	(b) Trade payables	8	46,701,905	29,387,816
	(c) Other current liabilities	9	45,887,143	68,597,648
	(d) Short-term provisions	10	15,460,000	13,596,000
	<b>TOTAL</b>		<b>1,960,422,983</b>	<b>1,356,957,933</b>
<b>II.</b>	<b>ASSETS</b>			
	<b>Non-current assets</b>			
	(a) Fixed assets			
	(i) Tangible assets	11	1,309,420,071	847,099,805
	(ii) Intangible assets		-	-
	(iii) Capital work-in-progress		-	-
	(iv) Fixed assets held for sale		-	-
	(b) Non-current investments		-	-
	(c) Deferred tax assets (net)		-	-
	(d) Long-term loans and advances		-	-
	(e) Other non-current assets	12	47,110,213	5,341,067
	<b>Current assets</b>			
	(a) Current investments		-	-
	(b) Inventories	13	33,696,551	32,507,503
	(c) Trade receivables	14	391,059,694	350,468,652
	(d) Cash and cash equivalents	15	92,072,374	53,951,121
	(e) Short-term loans and advances	16	14,903,044	21,384,773
	(f) Other current assets	17	72,161,036	46,205,012
	<b>Notes to the financial statement &amp; Summary of significant accounting policies</b>	1		
	<b>TOTAL</b>		<b>1,960,422,983</b>	<b>1,356,957,933</b>
Notes referred above form an integral part of the financial statements				

For Sangeet Kumar & Associates  
 Chartered Accountants  
 (FRN-011954N)

*Dheeraj*  
 Dheeraj Kumar Garg  
 M.NO.533845  
 Partner



For and on behalf of Board of Directors  
 Tara Chand Logistic Solutions Limited

*Vinay Kumar*  
 Vinay Kumar  
 Chairman & Managing Director  
 DIN:-00151567



Place : Chandigarh  
 Date :-30.04.2020

## CASH FLOW STATEMENT FOR COMPANIES OTHER THAN FINANCE COMPANIES

## TARA CHAND LOGISTIC SOLUTIONS LIMITED

Cash Flow Statement for the Half year ended 31st March, 2020


Particulars	For the Half year ended 31 March, 2020		For the Half year ended 30 September, 2019	
	Amount (Rs)	Amount (Rs)	Amount (Rs)	Amount (Rs)
<b>A. Cash flow from operating activities</b>				
Net Profit / (Loss) before extraordinary items and tax		44,673,280		60,581,649
<u>Adjustments for:</u>				
Depreciation and amortisation	100,705,678		71,302,954	
Provision for impairment of fixed assets and intangibles				
Amortisation of share issue expenses and discount on shares				
(Profit) / loss on sale / write off of assets	(861,037)		(17,925,030)	
Expense on employee stock option scheme				
Finance costs	45,552,279		33,108,528	
Interest income	(1,055,030)		(1,460,201)	
Dividend income				
Other non-operating (specify)-Securities & EMD's			(7,282,262)	
Net (gain) / loss on sale of investments				
Rental income from investment properties				
Rental income from operating leases				
Share of profit from partnership firms				
Share of profit from AOPs				
Share of profit from LLPs				
Liabilities / provisions no longer required written back				
Adjustments to the carrying amount of investments				
Provision for losses of subsidiary companies				
Provision for doubtful trade and other receivables, loans and advances				
Provision for estimated loss on derivatives				
Provision for warranty				
Provision for estimated losses on onerous contracts				
Provision for Deferred Tax	(4,091,226)		(6,051,234)	
Provision for Gratuity	672,308		343,129	
Taxation of earlier years				
Expenses Written off	16,087,347			
Provision for contingencies				
Tax Provision	(7,784,903)		(7,675,097)	
Other non-cash charges (specify)-MAT Credit Entitlement				
F&O Trading				
Net unrealised exchange (gain) / loss				
		149,225,416		64,360,787
Operating profit / (loss) before working capital changes		193,898,696		124,942,436
<u>Changes in working capital:</u>				
<u>Adjustments for (increase) / decrease in operating assets:</u>				
Inventories	(10,206,005)		9,016,957	
Trade receivables	31,932,319		(72,523,360)	
Short-term loans and advances	17,305,940		(10,824,211)	
Deferred Tax Asset				
Other current assets	(1,576,203)		(24,379,820)	
Other non-current assets	(34,486,884)	2,969,167		(98,710,434)
<u>Adjustments for increase / (decrease) in operating liabilities:</u>				
Trade payables	12,128,624		5,185,464	
Other current liabilities	8,773,640		(31,484,145)	
Deferred Tax Liability	4,091,226		6,051,234	
Short-term provisions	7,784,903		(5,920,903)	
Long term Liabilities	139,274,172		42,907,974	
Long-term provisions		172,052,566		16,739,624
		368,920,428		42,971,625
Cash flow from extraordinary items				
Cash generated from operations		368,920,428		42,971,625
Net income tax (paid) / refunds				
		368,920,428		42,971,625
<b>Net cash flow from / (used in) operating activities (A)</b>				



**CASH FLOW STATEMENT FOR COMPANIES OTHER THAN FINANCE COMPANIES**

Cash Flow Statement for the Half year ended 31 March, 2020 (Contd.)

Particulars	For the Half year ended 31 March, 2020		For the Half year ended 30 September, 2019	
	Amount (Rs)	Amount (Rs)	Amount (Rs)	Amount (Rs)
<b>B. Cash flow from investing activities</b>				
Capital Expenditure on fixed assets	(302,533,249)		(380,796,861)	
Proceeds from sale of fixed assets	11,982,000		39,717,931	
Inter-corporate deposits (net)				
Long term Loans and Advances				
Bank balances not considered as Cash and cash equivalents				
- Placed				
- Matured				
Current investments not considered as Cash and cash equivalents				
- Purchased				
- Proceeds from sale				
Purchase of long-term investments				
- Subsidiaries				
- Associates				
- Joint ventures				
- Business units				
- Others				
Proceeds from sale of long-term investments				
- Subsidiaries				
- Associates				
- Joint ventures				
- Business units				
- Others				
Loans given				
- Subsidiaries				
- Associates				
- Joint ventures				
- Others				
Loans realised				
- Subsidiaries				
- Associates				
- Joint ventures				
- Others				
Interest received				
- Subsidiaries				
- Associates				
- Joint ventures				
- Others	1,055,030		1,460,201	
Dividend received				
- Subsidiaries				
- Associates				
- Joint ventures				
- Others				
Rental income from investment properties				
Rental income from operating leases				
Amounts received from partnership firms				
Amounts received from AOPs		(289,496,219)		(339,618,729)
Amounts received from LLPs				
Cash flow from extraordinary items				
Net income tax (paid) / refunds				
Net cash flow from / (used in) investing activities (B)		(289,496,219)		(339,618,729)



*Tara Chand*

**CASH FLOW STATEMENT FOR COMPANIES OTHER THAN FINANCE COMPANIES**

Cash Flow Statement for the Half year ended 31 March, 2020 (Contd.)

Particulars	For the Half year ended 31 March, 2020		For the Half year ended 30 September, 2019	
	Amount (Rs)	Amount (Rs)	Amount (Rs)	Amount (Rs)
<b>C. Cash flow from financing activities</b>				
Proceeds from issue of equity shares				
Proceeds from issue of preference shares				
Redemption / buy back of preference / equity shares				
Proceeds from issue of share warrants				
Share Issue Expenses				
Share application money received / (refunded)				
Proceeds from long-term borrowings	91,163,387		201,790,320	
Repayment of long-term borrowings				
Net increase / (decrease) in working capital borrowings				
Proceeds from other short-term borrowings			124,434,727	
Repayment of other short-term borrowings	(71,046,712)			
Finance cost	(45,552,279)		(33,108,528)	
Dividends paid	(10,233,735)			
Tax on dividend	(2,103,033)	(37,772,372)		293,116,518
Cash flow from extraordinary items				
<b>Net cash flow from / (used in) financing activities (C)</b>		(37,772,372)		293,116,518
<b>Net increase / (decrease) in Cash and cash equivalents (A+B+C)</b>		41,651,837		(3,530,586)
Cash and cash equivalents at the beginning of the year		50,420,536		53,951,122
Effect of exchange differences on restatement of foreign currency Cash and cash equivalents at the end of the year		92,072,373		50,420,536
<b>Reconciliation of Cash and cash equivalents with the Balance Sheet:</b>				
Cash and cash equivalents as per Balance Sheet (Refer Note 19)				
Less: Bank balances not considered as Cash and cash equivalents as defined in Net Cash and cash equivalents (as defined in AS 3 Cash Flow Statements)		29,205,891		31,202,831
Add: Current investments considered as part of Cash and cash equivalents (as Cash and cash equivalents at the end of the year *		62,866,483		19,217,705
* Comprises:				
(a) Cash on hand		668,777		2,219,613
(b) Cheques, drafts on hand		51,432,365		4,445,546
(c) Balances with banks				
(i) In current accounts		10,765,342		12,552,546
(ii) In EEFC accounts				
(iii) In deposit accounts with original maturity of less than 3 months				
(iv) In earmarked accounts (give details) (Refer Note (ii) below)				
(d) Others (specify nature)				
(e) Current investments considered as part of Cash and cash equivalents (Refer				

**Notes:**

- (i) The Cash Flow Statement reflects the combined cash flows pertaining to continuing and discounting operations.  
(ii) These earmarked account balances with banks can be utilised only for the specific identified purposes.

See accompanying notes forming part of the financial statements

In terms of our report attached.

For Sangeet Kumar & Associates

Chartered Accountants

Dheeraj Kumar Garg

M.NO.533845

Partner

Place : Chandigarh

Date :-30.04.2020




For and on behalf of the Board of Directors  
Tara Chand Logistic Solutions Limited

Vinay Kumar  
Chairman & Managing Director  
DIN:-00151567



UDIN

20533845AAAABK7043





Pan No AAECT1408Q  
TAN No PTIT1276AF  
GSTIN 04AAECT1408Q128  
CIN No L03090GH2012PLC033556

Registered Office 342, Industrial Area, Phase-1, Chandigarh -160 002  
Ph. : 0172- 2650380, 2654928 | E : info.chd@tarachandindia.in | www.tarachandindia.in

Date: 30<sup>th</sup> April, 2020

To,  
The Secretary,  
National Stock Exchange of India Ltd.  
Exchange Plaza, 5<sup>th</sup> Floor Plot No- 'C' Block,  
G Block Bandra-Kurla Complex,  
Bandra (E), Mumbai-400051

**Subject: Un-Modified Opinion of Statutory Auditor**

Dear Sir,

**DECLARATION**

Pursuant to SEBI (Listing Obligations and Disclosure Requirements) (Amendment), 2018, we hereby declare that M/s. Sangeet Kumar & Associates FRN:011954N, Chartered Accountants, Statutory Auditor of the Company have expressed an Un-modified opinion in respect of financial results for the year ended on 31<sup>st</sup> March, 2020.

Kindly take the above on your records.

Thanking you,

Yours truly,

For Tara Chand Logistic Solutions Limited

  
Vinay Kumar  
Chairman & Managing Director



• AHMEDABAD • BANGLORE • CHANDIGARH • CHENNAI • DAMTAL • JABALPUR • JALANDHAR • JAMNAGAR • MUMBAI • VISAKHAPATNAM